


## P4 Suggested Home Learning Activities (12) and some over the Summer too!

<p><b><u>Maths – Sumdog Competition</u></b>  <b>There is a West Lothian Sumdog competition on this week. We need 5 people from P4 to take part so please have a go at Sumdog this week!</b></p>	<p><b><u>Maths - Maths Through Stories Activities</u></b>            Have a go at completing the maths through stories activity on the next page.</p>	<p><b><u>Spelling – Week 12 list</u></b>  <b>Write down your spelling words from week 12. Choose a spelling activity to complete (different spelling activities are inside the cover of your homework jotter).</b></p>
<p><b><u>Design and Technology</u></b>            Create a 3D model of a minibeast out of any materials you choose to use (Lego, junk, outside sticks etc). Your model should resemble a minibeast. Good luck!</p>	<p><b><u>Art and Design – Make a Mobile</u></b>  <b>Collect two sticks and bind them together with string. Then tie different materials to your twigs to create your mobile. You could make it Summer related!</b></p> 	<p><b><u>Writing – Memory Booklet</u></b>  <b>Complete the “My Memories of P4” booklet (separate booklet). Think back to before we were in lockdown. What were your favourite times? Who are your friends? What are you looking forward to in P5? You will find lots to keep you busy!</b></p>
<p><b><u>H+WB/PE – PE with Joe</u></b>  <b>Tune into PE with Joe on his Youtube Channel on Monday and Wednesday this week at 9am.</b></p>	<p><b><u>Reading a little everyday...</u></b>  <b>Think about reading for enjoyment. It helps you in so many ways....from spelling to writing and it increases your knowledge too! Over the Summer you may wish to join the big Summer reading challenge. More information can be found here: <a href="https://summerreadingchallenge.org.uk/">https://summerreadingchallenge.org.uk/</a></b></p>	<p><b><u>H+WB – Nature Walks</u></b>  <b>Make sure that you are getting outside by enjoying all aspects of nature. Remember to look after yourself too! Exercise, eating healthily and talking about your feelings are so important!</b></p>

Dear P4

I hope you are all safe and well. I have thoroughly enjoyed being your teacher this year and I miss you all! You have been a fantastic class and you are destined for great things in P5.

On that note, I hope you have a lovely Summer break and I will see you all in the new session.

Best Wishes

Miss Findlater.

## Spelling Words - Week 12

Dogs

Cats

Bunnies

<b>Week 12 – ing words</b>	<b>Week 12 – compound/al</b>	<b>Week 12 – Week 12 – es/ing</b>
floating	upstairs	hopes
joining	waterproof	hates
looking	weekend	slides
painting	windmill	likes
preaching	almighty	coaches
reading	almost	teaches
sailing	alone	beating
shooting	already	boiling
sleeping	alright	coaching
preaching	also	fishing


## Maths Through Stories

**Title** – Less than Zero

**Author:** [Stuart J. Murphy](#)

**Mathematical Story Series** - Mathstart

**Mathematical focus** – negative numbers



<https://www.youtube.com/watch?v=trrHaFCFOCs>

### Synopsis of Story

Perry the Penguin needs 9 clams to buy an ice scooter - but he's not very good at saving. As Perry earns, spends, finds, loses, and borrows clams, a simple line graph demonstrates the concept of negative numbers



### Day 1 Activity 1

Read the story. After reading the story, return to the graphs. Ask the child to retell the story by looking at the graphs to see what happened to Perry's clams.

## Day 2 Activity 2

Drama – get the child to act out the situation. They act in role as Perry who is saving for an ice scooter. Use buttons/stones etc to represent the clams. As the act out the story change the objects to mirror the clams in the story. Get the child to make a graph similar to that in the story

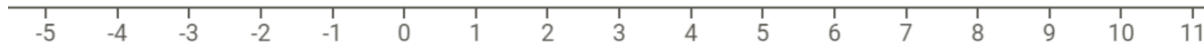
### Maths Through Stories



## Day 3 Activity 3

Create a Number Line (see below). As you re-read the story, keep track of Perry's clams by using a marker (counter, penny etc) on the number line. Start with the marker on zero. When Perry gains some clams – move the marker to the right to reach the correct number. When Perry spends or loses his clams, move the marker to the left. After each move ask 'How many clams does Perry have now?'

### Number Line



### Day 4 - Activity 4

**Pocket Money Tracker.** Ask the child to record their pocket money over the coming weeks/months. Keep a running total of funds and purchases made. Discuss what could happen when allowance is spent and a purchase is required by the child.

